

EXPLORING STATISTICS ON THE STATISTICS CANADA 'S WEBSITE

April 30, 2025



Statistics
Canada

Statistique
Canada

Canada



Agenda

- About Us
- Statistics Canada's website
- Select themes:
 - The Daily
 - Search by Subject
 - Search by Geography
 - Census of Population & Census of Agriculture
- Data Confidentiality
- Q & A



About Us

The national
statistical agency of
Canada

Mission: Serving
Canadians with
high-quality
statistical information
that matters

Recognized as one
of the world's
leading statistical
agencies

Over 474 active
surveys in the field

Trusted source of
information –
accurate, objective,
and unbiased

Free information
available on the
website



Statistics
Canada

Statistique
Canada

Canada

Statistics Canada's website:

www.statcan.gc.ca




Notice: Some sections of the Statistics Canada website will be unavailable on Thursday, April 17, 2025 between 11:00 a.m. and 12:00 p.m. (Eastern time) due to maintenance. We apologize for any inconvenience.

Statistics Canada

Statistics Canada is the national statistical office. The agency ensures Canadians have the key information on Canada's economy, society and environment that they require to function effectively as citizens and decision makers.

Follow:        

 Sign up to **My StatCan** to be notified of information on various topics.

In the news | [The Daily](#) 

April 14, 2025

Distributions of household economic accounts for income, consumption, saving and wealth of Canadian households, fourth quarter 2024

Highest income households increased their share of income through investment growth while lower income households' wages declined in 2024. Easing borrowing costs and slower inflation supported economic well-being for lower income and the least wealthy



[Focus on Canada and the United States](#)



[Explore International Trade Statistics](#)



[Consult the Canadian Internal Trade Data and Information Hub](#)



Key indicators | [★ All indicators](#)

Canada ▾

[Quarterly population estimate](#)

(Note) (January 1, 2025)

41,528,680

0.2% ↑

(quarterly change)

[Consumer Price Index](#)

(February 2025)

2.6% ↑

(12-month change)

[Unemployment rate](#)

(March 2025)

6.7%

The Daily

Statistics Canada's official release bulletin.

The Daily is Statistics Canada's official release bulletin

The Daily is released at 8:30 a.m. Eastern time each working day.

In the news

The Daily

[In the news](#)[Indicators](#)[Releases by subject](#)

[Special interest](#)[Release schedule](#)[Information](#)

Monday, April 14, 2025


The Daily is released Monday to Friday at 8:30 a.m. Eastern time, except during [holidays](#).

Economic accounts

Distributions of household economic accounts for income, consumption, saving and wealth of Canadian households, fourth quarter 2024


Highest income households increased their share of income through investment growth while lower income households' wages declined in 2024. Easing borrowing costs and slower inflation supported economic well-being for lower income and the least wealthy households.

[Continue reading →](#)



Estimates of multifactor productivity growth, provinces, 2023

Multifactor productivity (MFP) in the business sector declined by 1.7% in 2023, following a 0.6% increase in 2022. In 2023, MFP in the business sector declined





StatsCAN app

Discover StatsCAN—our newest mobile application! Canada's data story, right at your fingertips.



StatsCAN Plus

Stay on top of the country's statistical news throughout the day.



Statistics Canada's Trust Centre:

Learn how Statistics Canada keeps your data safe and protects your privacy.

My StatCan



Your customizable one-stop portal!

[The Daily — In the news: Statistics Canada's official release bulletin.](#)

In the news

The Daily

[In the news](#)

[Special interest](#)

[Indicators](#)

[Release schedule](#)

[Releases by subject](#)

[Information](#)

Tuesday, April 22, 2025

The Daily is released Monday to Friday at 8:30 a.m.
Eastern time, except during [holidays](#).

Prices and price indexes

Industrial product and raw materials price indexes, March 2025

In March, the Industrial Product Price Index rose 0.5% month over month in and increased 4.7% year over year. Meanwhile, the Raw Materials Price Index declined 1.0% month over month in and grew 3.9% year over year.



[Continue reading](#) →

Construction

Investment in building construction, February 2025

Overall, investment in building construction rose 1.5% (+\$331.7 million) to \$22.4 billion in February, with gains being recorded across all components. The residential sector increased 1.8% to \$15.7 billion, while the non-residential sector was up 0.8% to \$6.8 billion.



StatsCAN app

Discover StatsCAN—our newest mobile application! Canada's data story, right at your fingertips.



StatsCAN Plus

Stay on top of the country's statistical news throughout the day.



Statistics Canada's Trust Centre:

Learn how Statistics Canada keeps your data safe and protects your privacy.

My StatCan



Your customizable one-stop portal!
Subscribe to the topics

Immigration and ethnocultural diversity	181
Income, pensions, spending and wealth	160
Indigenous peoples	108
International trade	76
Labour	346
Languages	67
Manufacturing	59
Older adults and population aging	55
Population and demography	146
Prices and price indexes	104
Retail and wholesale	34
Science and technology	47
Society and community	464
Statistical methods	98
Transportation	76
Travel and tourism	40



Statistics
Canada

Statistique
Canada

Canada

The Daily



⚡ In the news

★ Indicators

📁 Releases by subject

🔗 Special interest

📅 Release schedule

ℹ Information

Labour Force Survey, March 2025

Text **Tables** Related information Release schedule Previous release PDF (778 KB)

Released: 2025-04-04

Highlights

Employment fell by 33,000 (-0.2%) in March and the employment rate declined 0.2 percentage points to 60.9%. The unemployment rate rose 0.1 percentage points to 6.7%.

In March, employment declined among men aged 55 years and older (-21,000; -0.9%) while there was little change for other major demographic groups.

Employment declined in wholesale and retail trade (-29,000; -1.0%), as well as information, culture and recreation (-20,000; -2.4%). There were increases in the 'other services', such as personal and repair services (+12,000; +1.5%) and utilities (+4,200; +2.8%).

Employment fell in Ontario (-28,000; -0.3%) and Alberta (-15,000; -0.6%), while it increased in Saskatchewan (+6,600; +1.1%). Employment was little changed in the other provinces in

Canada

Item
2 of 2

Pause

Unemployment rate
Canada6.7%
March 20250.1 pts ↑
(monthly change)

Labour Force Survey, March 2025

Text **Tables** Related information Release schedule Previous release PDF (778 KB)

Frequently used data tables are identified with a star (★).

Search...

Showing 1 to 50 of 62 entries

★ Labour force characteristics by gender and detailed age group, monthly, unadjusted for seasonality (monthly) (14-10-0017-01)	+
★ Labour force characteristics, monthly, seasonally adjusted and trend-cycle (monthly) (14-10-0287-01)	+
★ Regional unemployment rates used by the Employment Insurance program, three-month moving average, seasonally adjusted (monthly) (14-10-0354-01)	+
★ Employment by industry, monthly, seasonally adjusted and unadjusted, and trend-cycle, last 5 months (monthly) (14-10-0355-01)	+
★ Labour force characteristics by census metropolitan area, three-month moving average, seasonally adjusted (monthly) (14-10-0459-01)	+
Labour force characteristics by educational attainment, monthly, unadjusted for seasonality (monthly) (14-10-0019-01)	+
Unemployment rate, participation rate, and employment rate by type of student during school months, monthly, unadjusted for seasonality (monthly) (14-10-0021-01)	+
Labour force characteristics by industry, monthly, unadjusted for seasonality (monthly) (14-10-0022-01)	+
Employment by class of worker, monthly, unadjusted for seasonality (monthly) (14-10-0026-01)	+
Part-time employment by reason, monthly, unadjusted for seasonality (monthly) (14-10-0028-01)	+
Usual hours worked by job type (main or all jobs), monthly, unadjusted for seasonality (monthly) (14-10-0030-01)	+
Actual hours worked by job type (main or all jobs), monthly, unadjusted for seasonality (monthly) (14-10-0032-01)	+
Usual hours worked by industry, monthly, unadjusted for seasonality (monthly) (14-10-0034-01)	+
Actual hours worked by industry, monthly, unadjusted for seasonality (monthly) (14-10-0036-01)	+

[The Daily — Labour Force Survey, March 2025](#)

Focus on Canada and the United States & Canadian Internal Trade Data and Information Hub

Focus on Canada and the United States

Bringing together the latest data and insights on areas touched by the socio-economic relationship between Canada and the United States.



Recent releases

- [Leading indicator of international arrivals to Canada, March 2025](#)
- [Canadian international merchandise trade, February 2025](#)
- [Screened passenger traffic at Canadian airports, February 2025](#)
- [Gross domestic product by industry, January 2025](#)
- [Aircraft movement and civil aviation statistics, January 2025](#)

For more data, analysis and resources, please check out the topics below.

Gross domestic product

Data and insights on economic activity in Canada and how it relates to the United States.

Immigration

Data and insights on immigration between Canada and the United States.

Investment and ownership

Data and insights on Canada's investment activities with the United States and business ownership.

Labour

Data and insights on Canada's labour market and how it relates to the United States.

Trade

Data and insights on Canada's trade activities with the United States.

Travel

Data and insights on travel between Canada and the United States.

[Focus on Canada and the United States](#)

Canadian Internal Trade Data and Information Hub

[About](#)

[Topics](#) ▼

[Analysis and resources](#)

[Contact us](#)

The Canadian Internal Trade Data and Information Hub (CITH) is a central repository of internal trade and labour mobility data, information, and analysis.

Featured release

[Internal trade in Canada: Value of interprovincial trade of manufactured goods and wholesale trade, 2023](#)

This article provides insights into internal trade flows in Canada in 2023, with a focus on the value of goods from the manufacturing and wholesale sectors.



[Other recent releases](#)

Indicators

Total interprovincial imports/exports, 2023

\$532 billion

Interprovincial trade to GDP ratio, 2023

18.1%

Source: [Table 36-10-0222-01](#)

Interprovincial labour mobility in Canada

In 2021, lived in a different province 1 year ago (2020)

0.8%

In 2021, lived in a different province 5 year ago (2016)

3.1%

Source: [Table 98-10-0652-01](#)

[Canadian Internal Trade Data and Information Hub](#)



Statistics
Canada

Statistique
Canada

Canada

Search by Subject



Subjects

[Agriculture and food](#)

[Business and consumer services and culture](#)

[Business performance and ownership](#)

[Children and youth](#)

[Construction](#)

[Crime and justice](#)

[Digital economy and society](#)

[Economic accounts](#)

[Education, training and learning](#)

[Energy](#)

[Environment](#)

[Families, households and marital status](#)

[Government](#)

[Health](#)

[Housing](#)

[Immigration and ethnocultural diversity](#)

[Income, pensions, spending and wealth](#)

[Indigenous peoples](#)

[International trade](#)

[Labour](#)

[Languages](#)

[Manufacturing](#)

[Older adults and population aging](#)

[Population and demography](#)

[Prices and price indexes](#)

[Retail and wholesale](#)

[Science and technology](#)

[Society and community](#)

[Statistical methods](#)


[Transportation](#)


[Travel and tourism](#)

 [Accessibility statistics](#)

 [Automotive statistics](#)

 [Canada and the World Statistics Hub](#)

 [Canadian Centre for Cancer Information](#)

 [Canadian Centre for Energy Information](#)


 [Canadian Internal Trade Data and Information Hub](#)

 [Centre for Municipal and Local Data](#)

 [Climate change statistics](#)


 [Dimensions of Poverty Hub](#)

 [Food Price Data Hub](#)

 [Gender, diversity and inclusion statistics](#)

 [Quality of Life Hub](#)

 [Sustainable Development Goals Data Hub](#)

 [Transportation Data and Information Hub](#)

Statistics Canada's Trust Centre: Learn how Statistics Canada keeps your data safe and protects your privacy.

<https://www150.statcan.gc.ca/n1/en/subjects?MM=1>



Statistics
Canada

Statistique
Canada

Canada

Rural Canada Statistics

Rural areas (RAs) include all territory lying outside population centres (POPCTRs). Taken together, population centres and rural areas cover all of Canada.

A population centre (POPCTR) has a population of at least 1,000 and a population density of 400 persons or more per square kilometre, based on population counts from the current Census of Population. All areas outside population centres are classified as rural areas.



RURAL CANADA STATISTICS

Explore data, analyses and tools focused on the vibrant rural and small town communities and regions of Canada.

Follow:         

Sign up to [My StatCan](#) to get updates in real-time.

[Subscribe to our mailing list for rural data](#)

Find data on

[Business performance and ownership](#)

[Health](#)

[Information and communications technology](#)

[Labour, income and spending](#)

[Population and demography](#)

[Society and community](#)

[Browse all data on Rural Canada](#)

Features



Rural Canada Business Profiles, 2022

Item 1 of 7 [Play](#)

Key indicators

Note: For the key indicators listed below, "rural" or "rural and small town" refers to areas outside census metropolitan areas or census agglomerations.

Rural population (2021 Census of Population)	5,957,695 persons
Rural employment (2024)	2,741.1 thousand persons
Rural unemployment rate (2024)	5.3%

Rural and small town Canada interactive dashboards

[Number and Size of Communities](#)

[Business Counts](#)

[Business Conditions](#)

[Trade](#)

[Employment Insurance Beneficiaries](#)

[More rural and small town Canada interactive dashboards](#)


Source: Rural Canada Statistics (statcan.gc.ca)



Statistics
Canada

Statistique
Canada

Canada



Statistics
Canada

Statistique
Canada

Search website

Subjects

Data

Analysis

Reference ▾


Geography

Census ▾

Surveys and statistical programs ▾

About StatCan


Canada.ca





Notice: Some sections of the website will be unavailable intermittently from 5:00 p.m. on Friday August 2, 2024 to 11:59 p.m. on Monday August 5, 2024 (Eastern time) due to maintenance. We apologize for any inconvenience.


Statistics Canada


Statistics Canada is the national statistical office. The


[Accessibility statistics](#)


[Automotive statistics](#)


[Canadian Centre for Cancer Information](#)


[Canadian Centre for Energy Information](#)


[Canadian Internal Trade Data and Information Hub](#)


[Centre for Municipal and Local Data](#)


[Climate change statistics](#)


[Dimensions of Poverty Hub](#)

[Food Price Data Hub](#)

[Gender, diversity and inclusion statistics](#)

[Quality of Life Hub](#)

[Sustainable Development Goals Data Hub](#)

[Transportation Data and Information Hub](#)

Centre for Municipal and Local Data



Data visualization tools

View and compare municipalities in the following categories:

- Diversity
- Quality of life
- Financial and socioeconomic

[Data visualization tools for municipalities](#)

Source: Centre for Municipal and Local Data (statcan.gc.ca)



Data catalogue

Access to municipal level data and indicators.

[Data Catalogue](#)



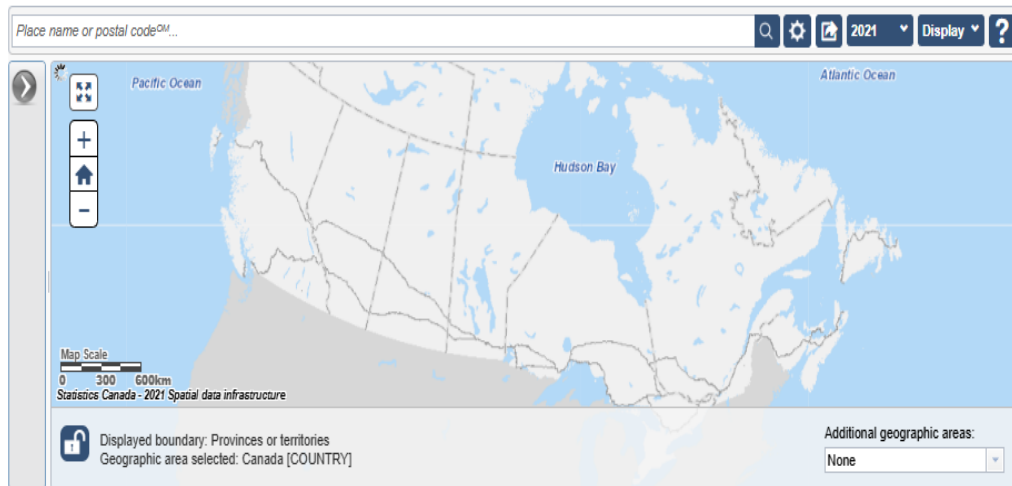
Standards of interest

Statistics Canada has many national statistical standards ([Definitions, data sources and methods](#)) used for collecting and publishing more detailed data.

[Standards of interest for Municipalities](#)

Search by Geography

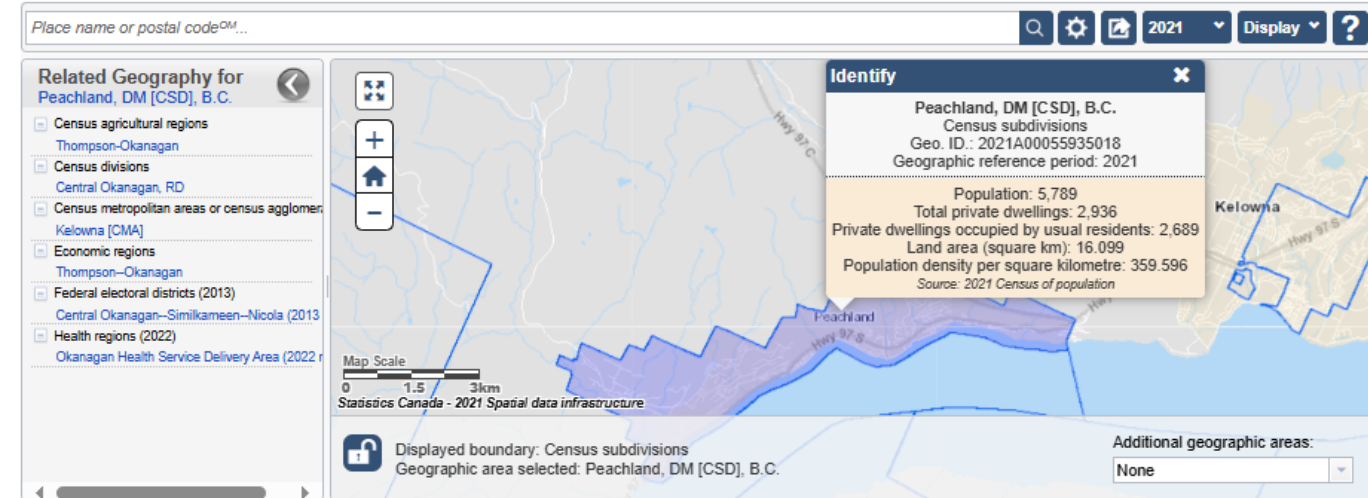
Geography - Find information by region or area



For boundary files and other geographic reference, see [Geographic files and documentation](#).

[Geography - Find information by region or area](#)

Geography - Find information by region or area



Results for Peachland, District municipality [Census subdivision], British Columbia

Filter results by ⁱ

Sort by date ⁱ Apply

Show 10 entries Apply

Keyword(s)

Search title, description, etc.

For boundary files and other geographic reference, see [Geographic files and documentation](#).

Subject

2021 Census of Population

The Census of Population is designed to provide information about the Canadian population by its demographic and social characteristics. Census data is available at a much more detailed level based on a wide range of characteristics and variables as well as a very granular level of geography.



[2021 Census of Population](#)

2021 Census provides portrait of the Canadian population: including details about their **age, marital status, household composition, labour, income, religion, labour, education, language, housing, ethnocultural and socio-economic diversity.**

[2021 Census of Population – Data products \(statcan.gc.ca\)](#)



Census of Population

2021 Census of Population – Data products

Census Profile, 2021 Census of Population

GeoSearch

Reference materials, 2021 Census

Population and dwelling count amendments, 2021 Census

Incompletely enumerated reserves and settlements

Dictionary, Census of Population, 2021

Statistics Canada / Statistique Canada

Search website

Subjects Data Analysis Reference Geography Census Surveys and statistical programs About StatCan Canada.ca

Home

Census of Population

About this page

Find 2021 Census data

Place name, postal code^{OM} or geographic code:

Type a place name, postal code or geographic code

2021 Census Profile Census datasets (1981-2021) Web Data Service (WDS) GeoSearch

Census data Census analysis Census reference Census topics Census geography Census of Agriculture

Key indicators | View all key indicators

Canada Population and dwelling counts

36,991,981	5.2	4.2	16,284,235
Population, 2021	2016 to 2021 population change (%)	Population density per square kilometre	Total private dwellings

Census news | View all releases | View upcoming releases

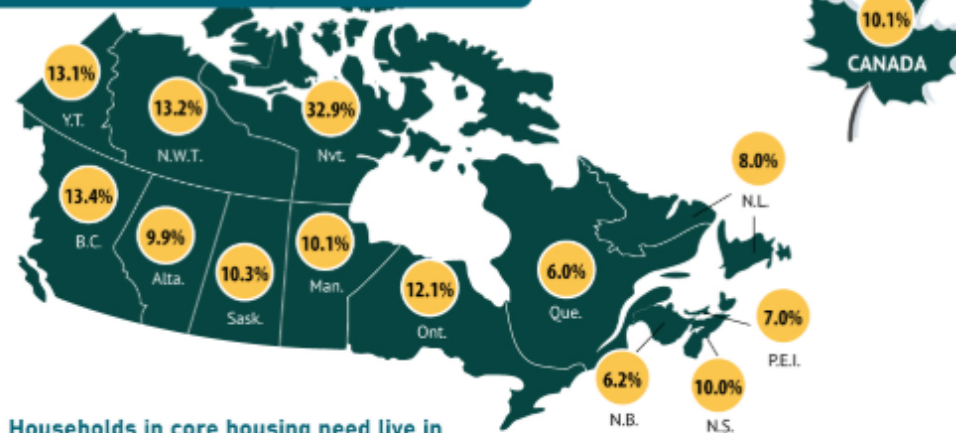
19 MAR 2025	Additional Data tables related to Language, Immigration, Labour and Education	19 MAR 2025	The Daily: Health care workers in Canada and use of official languages at work, 2021
19 MAR 2025	Infographic: French and English among health care workers in Quebec, 2021	19 MAR 2025	Infographic: French among health care workers in Canada outside Quebec, 2021

Census of Population




Core housing need in Canada

In 2021, 1 in 10 households were in core housing need

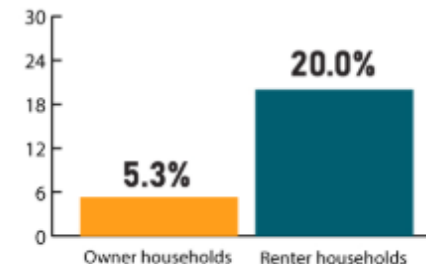


Households in core housing need live in an unsuitable, inadequate or unaffordable dwelling and cannot afford alternative housing in their community.

More than 1 in 10 households in core housing need face more than one housing challenge



Renters are more likely than owners to be in core housing need



[Core housing need in Canada](#)

2021 Census of Agriculture

Every five years, the Census of Agriculture provides a comprehensive and integrated profile of the physical, economic, social and environmental aspects of Canada's agriculture industry.

It collects a wide range of data at the national, provincial and subprovincial levels, such as the number of farms and farm operators, farm area, farm size, farm type, land use, crop areas, land management practices, livestock inventories, business operating arrangements, farm operating revenues, farm operating expenses, farm capital, and farm machinery.

The Census of Agriculture not only provides a snapshot in time of the agriculture industry, but is also essential for understanding changes over time, thus serving as a basis for informed public and private decision making.



[Census of Agriculture](#)



Statistics
Canada

Statistique
Canada


Canada

Field crops and hay, Census of Agriculture, 2021 ^{1, 2}

Frequency: Every 5 years

 [Help](#)

Table: 32-10-0309-01


 Save my customizations

Release date: 2022-05-11

Geography: Canada, Province or territory, Census division, Census agricultural region, Census consolidated subdivision

[Customize table \(Add/Remove data\)](#)

Didn't find what you're looking for? [View related tables, including other calculations and frequencies](#)

 Download options

Showing 36 records

Filter

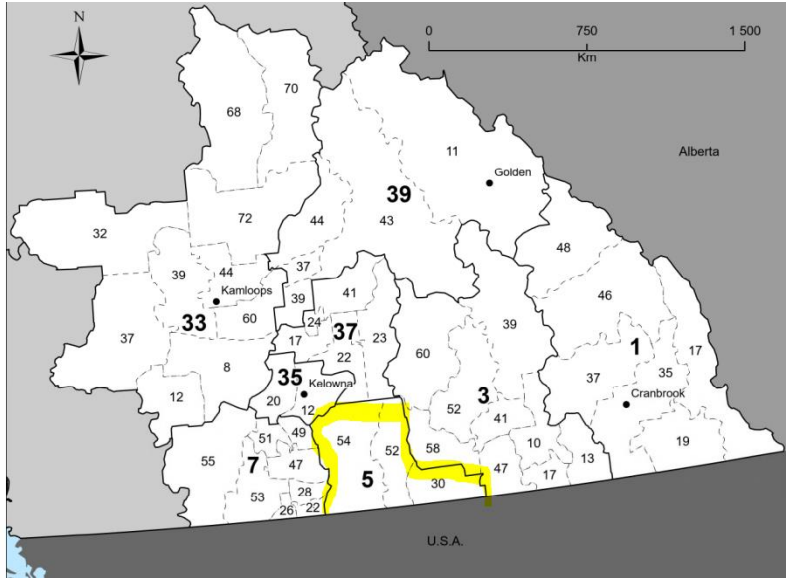
Reset

Geography ^{3, 4, 5}	Kootenay Boundary, British Columbia [CD590405000] (map)	Kootenay Boundary B / Lower Columbia-Old-Glory, British Columbia [CCS590405030] (map)	Kootenay Boundary D / Rural Grand Forks, British Columbia [CCS590405052] (map)	Kootenay Boundary E / West Boundary, British Columbia [CCS590405054] (map)
Unit of measure	Number of farms reporting	Number of farms reporting	Number of farms reporting	Number of farms reporting
Field crops and				

[Field crops and hay, Census of Agriculture, 2021](#)

A census consolidated subdivision (CCS) is a group of adjacent census subdivisions within the same census division. Generally, the smaller, more densely-populated census subdivisions (towns, villages, etc.) are combined with the surrounding, larger, more rural census subdivision, in order to create a geographic level between the census subdivision and the census division

[Census of Agriculture: Reference Maps](#)



•Map 2C - 2021 census divisions and census consolidated subdivisions for census agricultural regions 3 and 4: [PDF](#) or [Description for Map 2C](#)



Statistics
Canada

Statistique
Canada

Canada

Data literacy training

Data literacy is the ability to derive meaningful information from data. It focuses on the competencies involved in working with data including the knowledge and skills to read, analyze, interpret, visualize and communicate data as well as understand the use of data in decision-making.

Data literacy also means having the knowledge and skills to be a good data steward including the ability to assess the quality of data, protect and secure data, and their responsible and ethical use.

- Professional workshops
- Webinars
- Information sessions
- Online lectures
- Statistics Canada Training Institute



[Workshops, training and conferences](#)



Statistics
Canada

Statistique
Canada

Canada

Data Confidentiality

Statistics Canada is prohibited by law from releasing any data which would divulge information obtained under the Statistics Act that relates to any identifiable person, business or organization without the prior knowledge or the consent in writing of that person, business or organization.

Various confidentiality rules are applied to all data that are released or published to prevent the publication or disclosure of any information deemed confidential. If necessary, data are suppressed to prevent direct or residual disclosure of identifiable data.



Statistics Canada's Trust Centre



For more than 100 years, your data has been telling an important story and driving the action that is helping to shape our country, and your privacy has always been our top concern. That's why we anonymize, encrypt, and de-identify all your data—we are committed to protecting your privacy and safeguarding the confidentiality of the data entrusted to us.

[Learn more](#) on how we protect your data and how it's helping shape Canada.

Let us know how we can do better, email us today: statcan.Trust-Confiance.statcan@statcan.gc.ca

WHY IS MY DATA SO IMPORTANT?



Why is my data so important?

Item
2 of 5

Pause

What's new at the Trust Centre



How do we use social trends monitoring and reporting tools? What are the latest administrative data requests for information? Learn more about how we collect, analyze and share data that benefits you.

Protecting your privacy



We respect your privacy, and place the highest priority on protecting it. From strong encryption technologies to our high-security internal network, we have the highest standards for keeping your information private, secure and confidential.

Transparency and accountability



Whether you want to know more about the laws and policies that govern our activities or you're looking for details on proactive disclosures or more, we've compiled all that information in one place for you.

[Statistics Canada's Trust Centre](#)



Statistics
Canada

Statistique
Canada

Canada

Thank you! Please stay connected.

[Statistics Canada Website](#)

[The Daily](#) (released at 8:30 am every weekday)

[StatsCAN Plus](#)

[StatsCAN App](#)

[Surveys and Statistical Programs](#)

[Data Service Centres](#)

[My StatCan](#)

Questions? Contact us:

infostats@statcan.gc.ca



Statistics
Canada

Statistique
Canada

Canada

21